

PRODUCT DESCRIPTION

Fastener with increased load capacity, used for hanging fixtures on a steel cable. In addition, it can be used as a connection for one pole of electricity as the [steel cable with Cu core](#) can be conductive. Attached to the extrusion with a screw through a drilled and milled hole. The screw has a flat head, thanks to which it is flush with the internal surface of the extrusion after mounting. The power cable can be inserted into the fastener through the hole in the screw head.

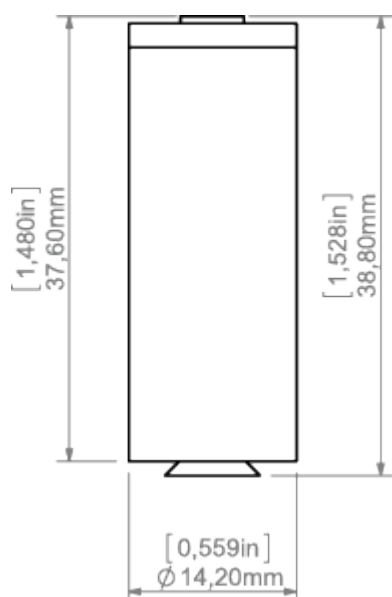
Fill empty fields

Product nr.	
Fixture type	
Company	
Job name	
Date	




TECHNICAL SPECIFICATION


TECHNICAL DRAWING




RELATED PROFILES




SILER Profile
Ref: B9325



MICRO-ALU Profile
Ref: B1888




TAMI Profile
Ref: B5390




PDS-4-ALU Profile
Ref: B1718




REGULOR Profile
Ref: B468+43



TEST-36 Profile
Ref: B6639



TEST-74 Profile
Ref: W4507




TETRA-43 Profile
Ref: W4476




TETRA-78 Profile
Ref: W4508




TESPO Profile
Ref: 18020



PDS-4-PLUS
Profile
Ref: C1263



MICRO-HG Profile
Ref: C1419




TAPO Profile
Ref: C1919

RELATED PRODUCTS


ACCESSORIES



Isolated CU cable
FI-1.35 mm
Ref: 70310



Steel cable with
Cu FI 0.95 mm
core
Ref: 70240



Steel wire FI-1 1m
Ref: 1397