


PRODUCT DESCRIPTION

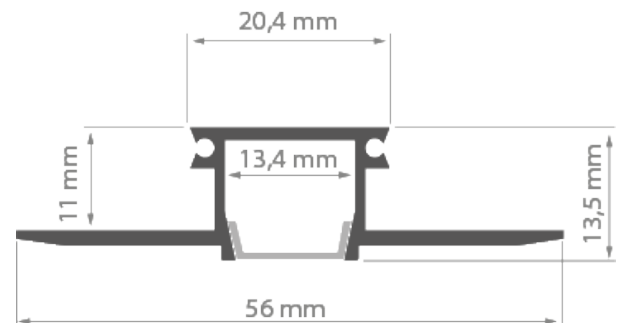
- Narrow line of light
- Profile flush with the ceiling or wall surface
- Invisible aluminum components


Fill empty fields

Product nr.	
Fixture type	
Company	
Job name	
Date	

**TECHNICAL SPECIFICATION**


18040NA_1	Non anodized (raw)	1000 mm
18040NA_2	Non anodized (raw)	2000 mm
18040NA_3	Non anodized (raw)	3000 mm

**RELATED PRODUCTS****COVERS**




Ref: 17036

60°




Ref: 17035

90°




Ref: 1370

50°




Ref: 17122

70°




Ref: 1369

100°



Ref: 17121

100°



Ref: 17037

110°




Ref: 17076

120°




END CAPS




Ref: 24217

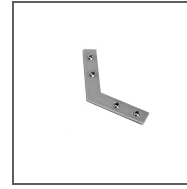
ACCESSORIES



Ref: 17123



Ref: 42723




Ref: 42729




Ref: 42725



Ref: 42724



Ref: 42727



Ref: 42726

MARKETING MATERIALS




Ref: 90119M


COUPLERS - connection methods for profiles



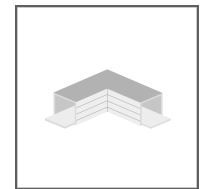
L135




L135PW



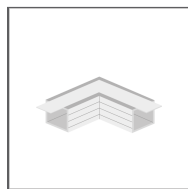
L135PZ




L90



L90PW




L90PZ




T135L




T135R



T90



X135



X90