


**PRODUCT DESCRIPTION**

- Simple, not expensive solution, offering eye-catching, serviceable, built-in lighting fixtures.
- Extrusions can be joined in a straight line or at an angle using ZM connectors
- Convenient access to ZM connectors
- Better stabilization in the connection points of the extrusions
- Ribs in the bottom of the extrusion improve the functioning of TEKNIK latches

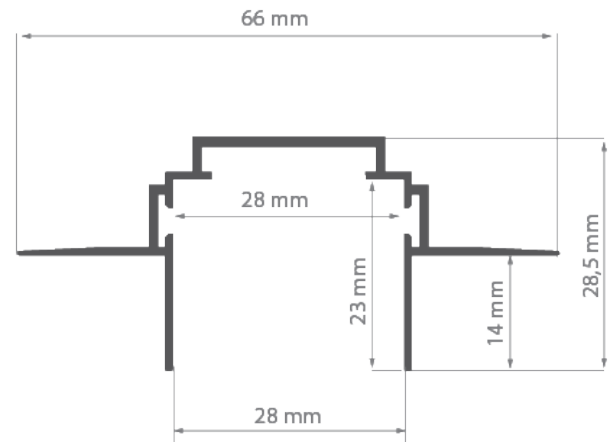


Fill empty fields


Product nr.	
Fixture type	
Company	
Job name	
Date	

**TECHNICAL SPECIFICATION**


C0399NA_1	Non anodized (raw)	1000 mm
C0399NA_2	Non anodized (raw)	2000 mm
C0399NA_3	Non anodized (raw)	3000 mm




## RELATED PROFILES




Ref:  
B4574ANODA



Ref:  
B5556ANODA



Ref:  
B5554ANODA



Ref:  
B5553ANODA


## RELATED PRODUCTS

### END CAPS




Ref: 24264

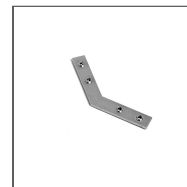
### ACCESSORIES



Ref: 42723



Ref: 42729




Ref: 42725




Ref: 42724



Ref: 42727



Ref: 42726



Ref: 24003

## MARKETING MATERIALS



Ref: 90072M



Ref: 90119M

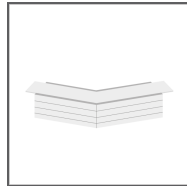


Ref: 90102M


**COUPLERS** - connection methods for profiles



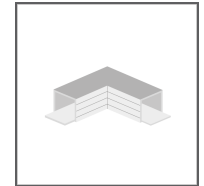
L135




L135PW



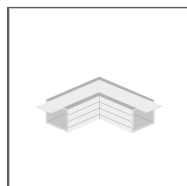
L135PZ



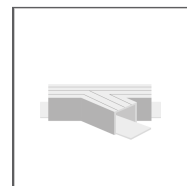
L90



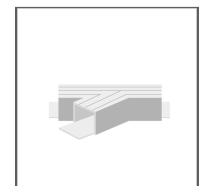
L90PW




L90PZ




T135L




T135R



T90



X135



X90